



Like your new CYNC Smart Camera?
Share your experience!

Leave a review where you purchased the product.



GE is a trademark of General Electric Company. Used under trademark license.
Google, Android and Google Play are trademarks of Google LLC.
App Store is a service mark of Apple Inc.

PK-000570-2

Indoor Smart Camera Installation Guide

Simple Setup



Download the CYNC app



Add your Smart Camera to the CYNC app



Install your Smart Camera

Minimum operating system requirements:
Android™ 8 or higher or iOS 14 or higher

Tip: If your camera has trouble connecting to Wi-Fi, make sure you are using your router's 2.4GHz band.



Let's Do It

INCLUDED



Camera



Mounting Bracket



Drywall Anchors



Phillips Mounting Screws



Removable Tape



Power Supply



Power Cord

YOU'LL NEED



Phillips Screwdriver



Drill

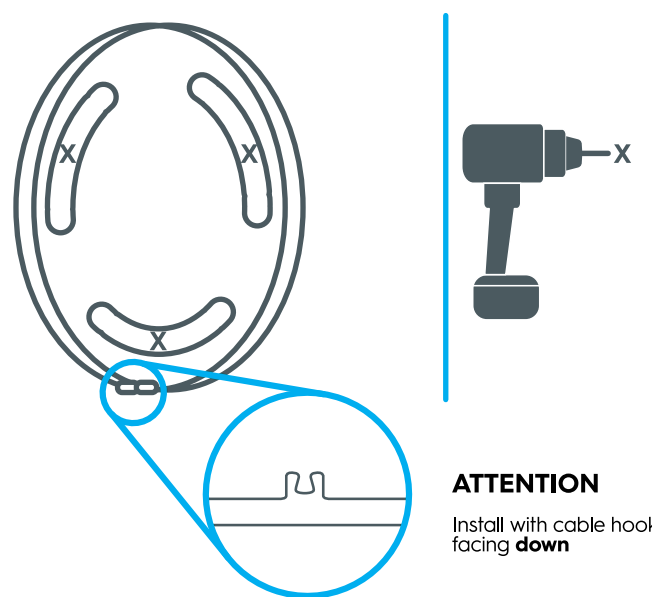
Approximately 30 minutes to install and setup

1

2

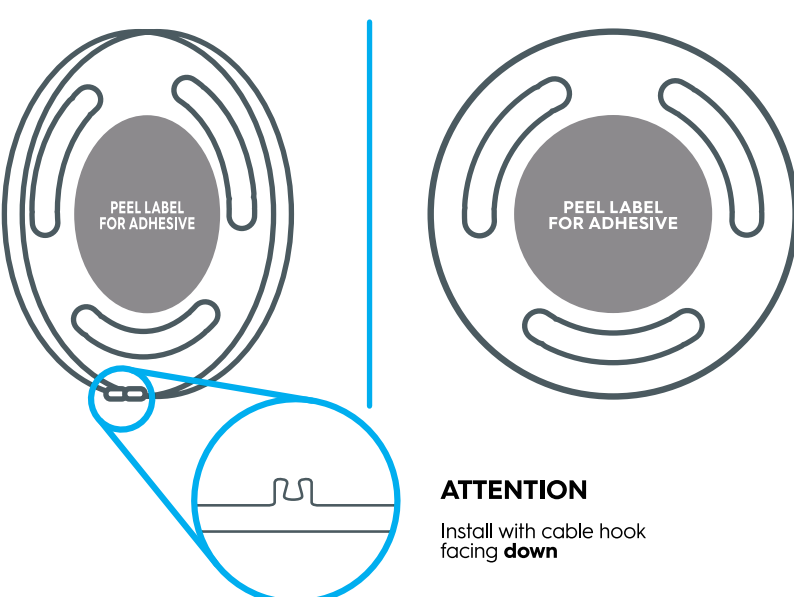
Mounting with Screws

Remove Bracket from Bottom of the Camera
Identify Placement, Drill Holes



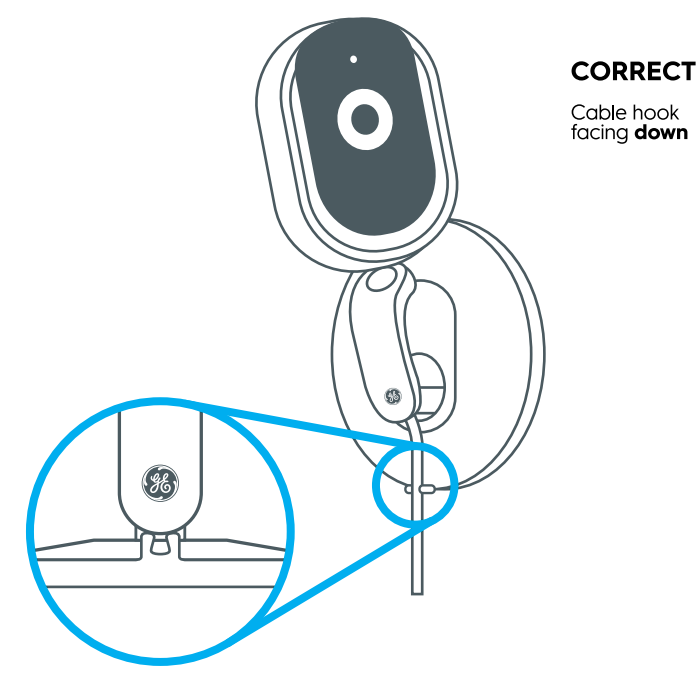
Mounting with Removable Adhesive Strips

Remove Bracket from Bottom of the Camera
Identify Placement, Attach Adhesive

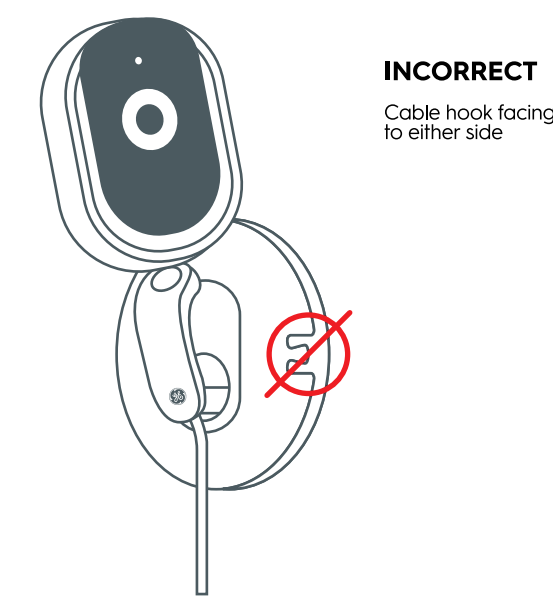


Mount Camera to Wall

Mount to Flat, Smooth Surface

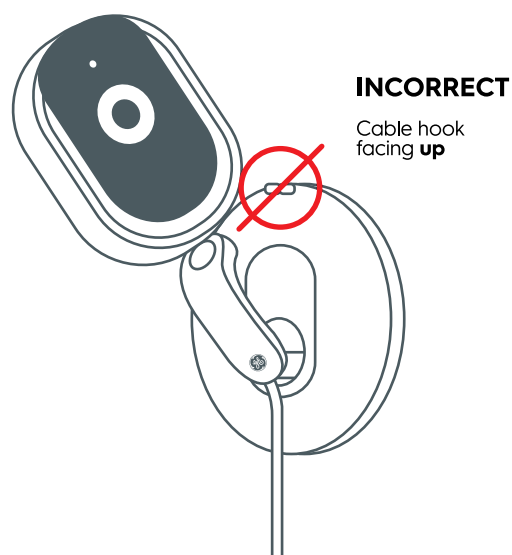


Incorrect Wall Plate Position

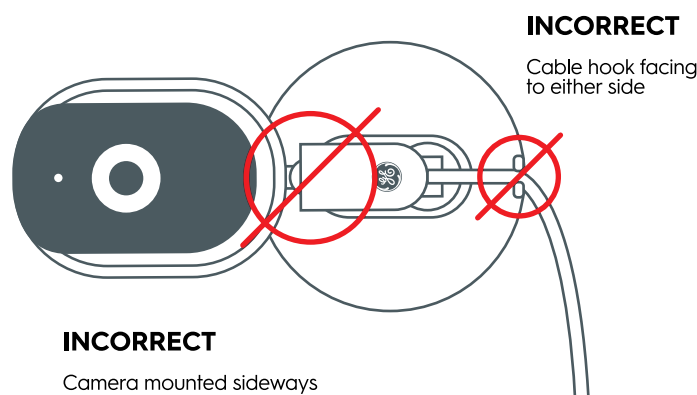


The Camera can also mount to ceilings or upside down. Easily flip the image 180° in the CYNC app for these installations.

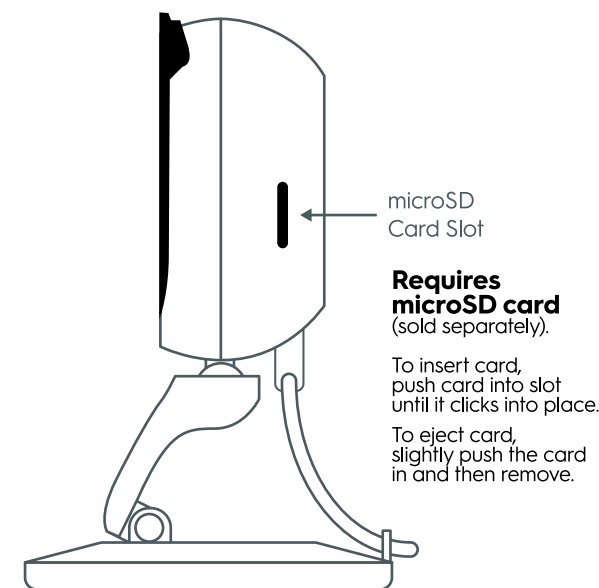
Incorrect Wall Plate Position



Incorrect Cable and Camera Position



Storing Content on the Camera



Additional Information and Warnings

FCC Compliance Statement Compliance Notice:

This equipment has been tested and found to comply with the limits for a Class B digital device, pursuant to part 15 of the FCC Rules. These limits are designed to provide reasonable protection against harmful interference in a residential installation. This equipment generates, uses and can radiate radio frequency energy and, if not installed and used in accordance with the instructions, may cause harmful interference to radio communications. However, there is no guarantee that interference will not occur in a particular installation. If this equipment does cause harmful interference to radio or television reception, which can be determined by turning the equipment off and on, the user is encouraged to try to correct the interference by one or more of the following measures:

- Reorient or relocate the receiving antenna.
- Increase the separation between the equipment and receiver.
- Connect the equipment into an outlet on a circuit different from that to which the receiver is connected.
- Consult the dealer or an experienced radio/TV technician for help.

This device complies with part 15 of FCC rules. Operation is subject to the following two conditions:

1. This device may not cause harmful interference.
2. This device must accept any interference received, including interference that may cause undesired operation.

Any changes or modifications not expressly approved by the party responsible for compliance could void the user's authority to operate the equipment.

This device complies with Industry Canada's license-exempt RSSs. Operation is subject to the following two conditions:

1. This device may not cause interference;
2. This device must accept any interference, including interference that may cause undesired operation of the device.

Le présent appareil est conforme aux CNR d'Industrie Canada applicables aux appareils radio exempts de licence. L'exploitation est autorisée aux deux conditions suivantes:

1. L'appareil ne doit pas produire de brouillage;
2. L'utilisateur de l'appareil doit accepter tout brouillage radioélectrique subi, même si le brouillage est susceptible d'en compromettre le fonctionnement.

This equipment complies with IC RSS-102 radiation exposure limits set forth for an uncontrolled environment. This equipment should be installed and operated with a minimum distance of 20cm between the radiator and any part of your body.

Pour se conformer aux exigences de conformité CNR 102 RF exposition, une distance de séparation d'au moins 20 cm doit être maintenue entre l'antenne de cet appareil et toutes les personnes.



11

12