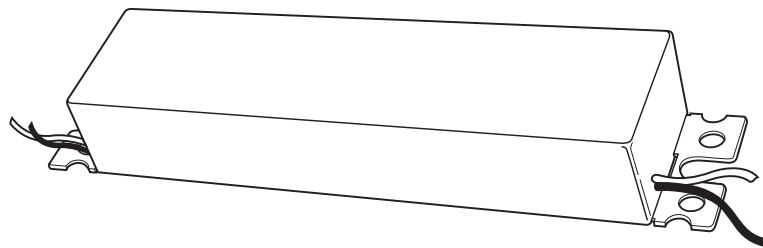


LED Driver

Product Code #74917

Description Code #GE020/G/V24T1-B



BEFORE YOU BEGIN

Read these instructions completely and carefully.

⚠ WARNING / AVERTISSEMENT

Risk of electrical shock. Disconnect power before servicing or installing product.

Risque de choc électrique. Couper l'alimentation avant le dépannage ou avant l'installation du produit.

Prepare Electrical Wiring



Electrical Requirements

- The LED driver must be supplied with 120V, 60Hz or 240V, 50Hz and connected to an individual properly grounded branch circuit, protected by a 15 or 20 ampere circuit breaker.



Grounding Instructions

- The grounding and bonding of the overall system shall be done in accordance with National Electric Code (NEC) Article 600 and local codes.

LED Driver Features

- Class 2 wiring per NEC Article 725 (SELV)
- IP52 rated: Dry or damp location rated
- Conforms to the following standards



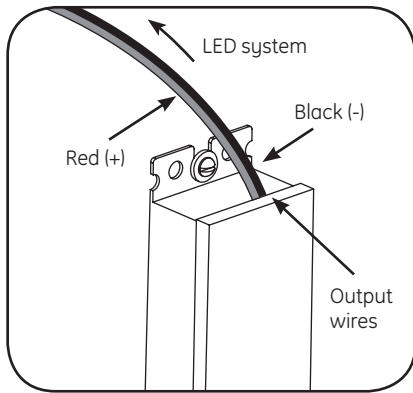
NOTE: This device complies with Part 15 of the FCC Rules. Operation is subject to the following two conditions: (1) this device may not cause harmful interference, and (2) this device must accept any interference received, including interference that may cause undesired operation.

This Class [A] RFLD complies with the Canadian standard ICES-005. Ce DEFR de la classe [A] est conforme à la NMB-005 du Canada.

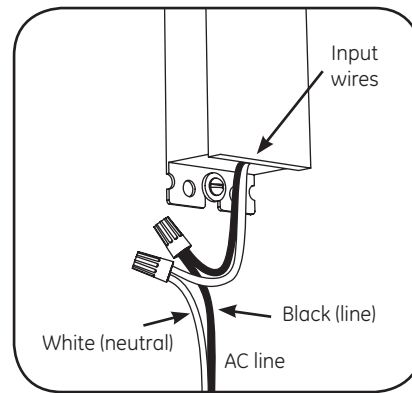


imagination at work

LED Driver Installation



- 1 Connect the AC line to the the black (line) and white (neutral) input wires of the power supply using 18-14 AWG (0.82-2.08 mm²) twist-on wire connectors.



- 2 Connect the supply wire that is attached to the Tetra LED System to the red (+) and black (-) output wires of the power supply as outlined in the **“Electrical Connections”** section of your LED system’s Installation Instructions.

Technical Specifications

	Min	Typical	Max
Input Voltage (VAC)	90	100/240	264
Input Frequency (HZ)	-	50/60	-
Input Current (A)	-	-	0.31
Output Voltage (VDC)	23.0	24.0	25.6
Output Current (ADC)	-	-	0.83
Output Power (W)	-	-	20
Environmental Operating Temperature Range	-40°C	+25°C	+60°C
Environmental Humidity (non-condensing)	10%	-	95%
Environmental Storage Temperature Range	-40°C	-	+85°C
Enclosure Specification	IP52 rated: Dry or damp location rated		
Dimensions	5.9 in. x 1.5 in. x 1.3 in. (150 mm x 37 mm x 32 mm)		

NOTE: For remote mounting or loading information refer to the LED system install instructions.

For additional product and application information,
Please consult GE's Website: www.gelighting.com

Information provided is subject to change without notice. Please verify all details with GE. All values are design or typical values when measured under laboratory conditions, and GE makes no warranty or guarantee, express or implied, that such performance will be obtained under end-use conditions.