

# Compact Fluorescent Lamps Integrated

GE's new compact fluorescent lamps give you the energy saving benefits you want and the high quality lighting you expect. These lamps are the perfect alternatives to incandescent lamps.

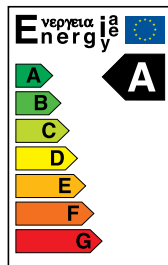
**Save money on energy bills and lose nothing in quality. The benefits of GE's compact fluorescent range are:**

- 80% energy efficient vs incandescent from our 'A' energy labeled products
- Available in small incandescent sizes and look-a-like shapes – they fit almost everywhere!
- Guaranteed outstanding light quality throughout the lamps' life, available in various colour temperatures
- Provide quick and flicker-free start, fast warm-up
- Last long years in service from 6,000 up to 15,000 hours
- Available in a wide range of shapes – from stick, spiral to decorative form










- Meeting specific requirements with special lamps that offer dimmability, dusk to dawn operation and high switching endurance.
- Environmentally friendly solutions

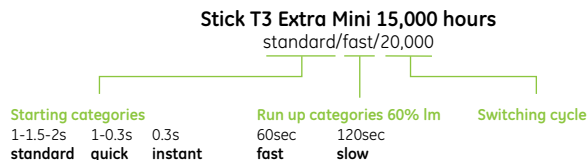
#### **Get Your shape back!**

GE's brand new top performance Energy Smart™ compact fluorescent lamp is now your true look-a-like replacement of a frosted incandescent bulb – providing excellent light quality and energy savings for up to 10 years.



# Advanced lighting technologies

	Stick	Spiral	Decor
HIGH PERFORMANCE	 <p><b>Stick T3 Extra Mini 15,000 hours</b> standard/fast/20,000</p>	 <p><b>Spiral T2 15,000 hours</b> standard/fast/20,000</p> <p><b>Dimmable Spiral T3 10,000 hours</b> standard/fast/5,000</p> <p><b>Spiral T4 HPF 10,000 hours</b> standard/fast/5,000</p>	 <p><b>Energy Smart™ T2 10,000 hours – 9 and 11W</b> instant/fast/5,000</p> <p><b>15 and 20W</b> instant/slow/5,000</p>
PREMIUM	 <p><b>Stick T3 Mini 10,000 hours</b> instant/fast/5,000</p> <p><b>Stick T4 Senzor 6,000 hours</b> quick/fast/5,000</p>	 <p><b>Spiral T2 8,000 hours</b> quick/fast/5,000</p>	 <p><b>Décor Candle/Spherical/Reflector T2 6,000 hours</b> standard/fast/5,000</p> <p><b>Décor GLS T2 6,000 hours</b> quick/slow/5,000</p>
STANDARD	 <p><b>Stick T3 Mini Eco 6,000 hours</b> standard/fast/5,000</p>	 <p><b>Spiral T3 6,000 hours</b> quick/fast/5,000</p>	 <p><b>Globe T3 6,000 hours</b> quick/slow/5,000</p> <p><b>Circlite T5 6,000 hours</b> instant/fast/5,000</p>



# Compact Fluorescent Lamps Integrated

## T3 Dimmable

These premium compact fluorescent lamps are dimmable: this means that lighting can be adjusted to suit mood and also extra energy savings can be made.

### Key features

- 20W T3
- Fast warm-up
- 10,000 hours life
- Reduced mercury content <2mg
- 10-100% continuous dimming



## T4 High Power Factor (HPF)

### The alternative to 150W GLS

- 32 Watt
- 10,000 hours life
- High power factor
- High wattage lamp – greater energy saving



## Incandescent Upgrade

Incandescent Product Group	Compact Fluorescent Standard Substitute	Compact Fluorescent Premium Substitute	Compact Fluorescent High Performance Substitute
GLS	Stick T3 Mini Eco 6,000 hours	Stick T3 Mini 10,000 hours Spiral T2 8,000 hours GLS T2 6,000 hours	Stick T3 Extra Mini 15,000 hours Spiral T2 15,000 hours Dimmable Spiral T3 10,000 hours Energy Smart™ T2 10,000 hours
Krypton Mushroom	Stick T3 Mini Eco 6,000 hours	Stick T3 Mini 10,000 hours Spiral T2 8,000 hours GLS T2 6,000 hours	Stick T3 Extra Mini 15,000 hours Spiral T2 15,000 hours Dimmable Spiral T3 10,000 hours Energy Smart™ T2 10,000 hours
Candle		Candle T2 6,000 hours	
Spherical		Spiral T2 8,000 hours Spherical T2 6,000 hours	Spiral T2 15,000 hours Energy Smart™ T2 10,000 hours
Globe	Stick T3 Mini Eco 6,000 hours	Stick T3 Mini 10,000 hours	Stick T3 Extra Mini 15,000 hours Spiral T2 15,000 hours Dimmable Spiral T3 10,000 hours Energy Smart™ T2 10,000 hours

# Energy Smart™

## At last, the NEW energy saving lamp that everyone's been waiting for

Miniaturized electronics developed by GE engineers are the enabling technology of a new covered Energy Smart™ compact fluorescent lamp featuring the "T2 GE Spiral" inside the glass bulb. With this new lamp – an exclusive design achievement that GE has protected with more than 16 patents – the electronics fit in the neck of the frosted-glass bulb. The result is a profile that's virtually identical to a standard incandescent light bulb – same size and shape.

The new premium Energy Smart™ compact fluorescent bulb is available only from GE, has instant-on technology, consists of eco-friendly components and provides excellent light quality combined with massive energy savings for up to 10 years.



With a T2 tube inside

### Key features

- Traditional soft light bulb
- The first glass frosted compact fluorescent lamp, compliant with European Legislation
- 9, 11, 15 and 20W versions
- 80% energy saving
- 10,000 hours lifetime
- Unique GE innovation using 16 patents

a product of  
**ecomagination**™



# Compact Fluorescent Lamps Integrated

## Stick



### T3 Extra Mini

Cap: E27, E14, B22  
Wattages: 9-23W  
Colours: 827, 840, 865  
Life: 15,000Hrs  
Page: 79



### T3 Mini

Cap: E27, E14, B22  
Wattages: 9-23W  
Colours: 827, 840, 865  
Life: 10,000Hrs  
Page: 79-80



### T3 Mini Eco

Cap: E27, E14, B22  
Wattages: 9-23W  
Colours: 827  
Life: 6,000Hrs  
Page: 80



### T4 Senzor

Cap: E27, B22  
Wattages: 15W  
Colours: 827  
Life: 6,000Hrs  
Page: 80



### T2

Cap: E27, E14, B22  
Wattages: 8-23W  
Colours: 827, 840, 865  
Life: 8,000Hrs,  
15,000Hrs  
Page: 80-81



### T3

Cap: E27, E14, B22  
Wattages: 11-20W  
Colours: 827, 840, 865  
Life: 6,000Hrs  
Page: 81



### T3 Dimmable

Cap: E27, B22  
Wattages: 20W  
Colours: 827  
Life: 10,000Hrs  
Page: 81

## Spiral



### T4 High Power Factor (HPF)

Cap: E27  
Wattages: 32W  
Colours: 827  
Life: 10,000Hrs  
Page: 81

# Selector

## Décor



### Energy Smart™ T2

Cap: E27, B22  
Wattages: 9-20W  
Colours: 830, 865  
Life: 10,000Hrs  
Page: 81



### GLS T2/T3

Cap: E27, E14, B22  
Wattages: 8-20W  
Colours: 827, 840  
Life: 6,000Hrs  
Page: 81



### Spherical T2

Cap: E27, E14, B22  
Wattages: 5-7W  
Colours: 827, 840, 865  
Life: 6,000Hrs  
Page: 82



### Candle T2

Cap: E27, E14, B22  
Wattages: 5-9W  
Colours: 827  
Life: 6,000Hrs  
Page: 82



### Twisted Candle T2

Cap: E27, E14, B22  
Wattages: 7-9W  
Colours: 827  
Finish: opal and amber  
Life: 6,000Hrs  
Page: 83



### Bent Tip Candle T2

Cap: E14  
Wattages: 7W  
Colours: 827  
Life: 6,000Hrs  
Page: 83



### Reflector T2

Cap: E27, E14  
Wattages: 7-11W  
Colours: 827  
Life: 6,000Hrs  
Page: 83



### Reflector Genura

Cap: E27  
Wattages: 23W  
Colours: 830  
Life: 15,000Hrs  
Page: 83



### GU10 T2

Cap: GU10  
Wattages: 7-9W  
Colours: 827, 840  
Life: 6,000Hrs  
Page: 83



### Globe T3

Cap: E27, B22  
Wattages: 15-23W  
Colours: 827, 840  
Life: 6,000Hrs  
Page: 82



### Circlite T5

Cap: E27  
Wattages: 22W  
Colours: 827, 865  
Life: 6,000Hrs  
Page: 83

# Compact Fluorescent Lamps Integrated

## Product identification

The following glossary of terms will help you when selecting lamps in this section. Within each product line, lamps are divided into families – within these families, lamps are listed by wattage. The Product Description can be used as a quick reference to each product's attributes. Where Life or Average Life are stated we refer to the industry standard definition of how many hours of operation 50% of a given installation will exceed.

### Watts:

Energy Used – Nominal Watts.

To estimate energy consumption (kWh), multiply watts x hours of use and divide by 1000

### Cap:

The type of cap fitted. See page 134-135 for cap drawings

### Lumens:

Light output after the initial 100 hours of operation

### Diameter:

Bulb diameter in mm

**Volts:**  
Lamp data is based on operation at rated voltage

**Product description:**  
The lamp's identification code

**CRI:**  
Colour rendering index, the higher the number (1-100), the more natural the lit subject appears

**EEC:**  
Energy Efficiency Class

Wattage (W)

Volts (V)

Cap

Product Description

Product Code

Lumen (lm)

CCT (K)

CRI (Ra)

Life (h)

Diameter (mm)

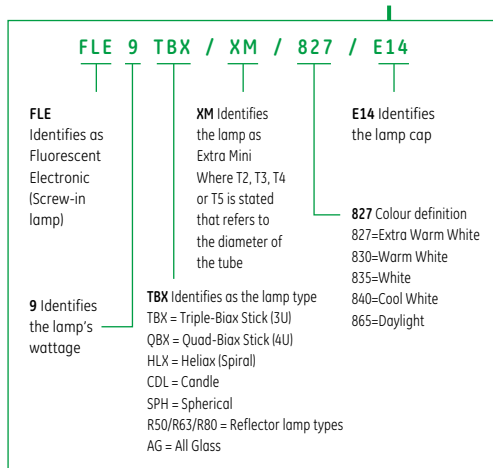
Length (mm)

EEC

Pack Qty

### Electronic Stick T3 Extra Mini - 15,000 hours

Wattage (W)	Volts (V)	Cap	Product Description	Product Code	Lumen (lm)	CCT (K)	CRI (Ra)	Life (h)	Diameter (mm)	Length (mm)	EEC	Pack Qty
9	220-240	E14	FLE9TBX/XM/827/E14	88193	480	2700	82	15,000	116.00	42.00	A	8
9	220-240	E27	FLE9TBX/XM/827/E27	88191	480	2700	82	15,000	115.00	42.00	A	8
9	220-240	B22	FLE9TBX/XM/827/B22	88210	480	2700	82	15,000	114.00	42.00	A	8



**CCT:**  
Colour temperature - Kelvin (K). The visual warmth or coolness of the light. The higher the number the whiter or cooler the light appears

**Length:**  
Lamp length in mm

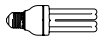
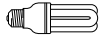
**Product code:**  
It is important to use this code when ordering to ensure that you receive the exact product you require

**Life:**  
The point in time when 50% of installed lamps are still burning

**Pack quantity:**  
Number of product units packed in a case

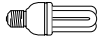


Wattage (W)	Volts (V)	Cap	Product Description	Product Code	Lumen (lm)	CCT (K)	CRI (Ra)	Life (h)	Length (mm)	Diameter (mm)	EEC	Pack Qty
9	220-240	E14	FLE9TBX/XM/827/E14	88193	480	2700	82	15,000	116	42	A	8
9	220-240	E27	FLE9TBX/XM/827/E27	88191	480	2700	82	15,000	115	42	A	8
9	220-240	B22	FLE9TBX/XM/827/B22	88210	480	2700	82	15,000	114	42	A	8
9	220-240	E14	FLE9TBX/XM/840/E14	43345	480	4000	82	15,000	116	42	A	10
9	220-240	E27	FLE9TBX/XM/840/E27	43346	480	4000	82	15,000	115	42	A	10
9	220-240	E27	FLE9TBX/XM/865/E27	43350	480	6500	82	15,000	115	42	A	10
11	220-240	E14	FLE11TBX/XM/827/E14	88197	600	2700	82	15,000	116	42	A	8
11	220-240	E27	FLE11TBX/XM/827/E27	88196	600	2700	82	15,000	115	42	A	8
11	220-240	B22	FLE11TBX/XM/827/B22	88198	600	2700	82	15,000	114	42	A	8
11	220-240	E14	FLE11TBX/XM/840/E14	43355	600	4000	82	15,000	116	42	A	10
11	220-240	E27	FLE11TBX/XM/840/E27	43356	600	4000	82	15,000	115	42	A	10
11	220-240	B22	FLE11TBX/XM/840/B22	43358	600	4000	82	15,000	114	42	A	10
11	220-240	E14	FLE11TBX/XM/865/E14	43360	600	6500	82	15,000	116	42	A	10
11	220-240	E27	FLE11TBX/XM/865/E27	43361	600	6500	82	15,000	115	42	A	10
15	220-240	E27	FLE15TBX/XM/827/E27	88192	900	2700	82	15,000	128	42	A	8
15	220-240	B22	FLE15TBX/XM/827/B22	88194	900	2700	82	15,000	127	42	A	8
15	220-240	E27	FLE15TBX/XM/840/E27	43366	900	4000	82	15,000	128	42	A	10
15	220-240	B22	FLE15TBX/XM/840/B22	43367	900	4000	82	15,000	127	42	A	10
15	220-240	E27	FLE15TBX/XM/865/E27	43368	900	6500	82	15,000	128	42	A	10
20	220-240	E27	FLE20TBX/XM/827/E27	88195	1200	2700	82	15,000	143	42	A	8
20	220-240	B22	FLE20TBX/XM/827/B22	88211	1200	2700	82	15,000	142	42	A	8
20	220-240	E27	FLE20TBX/XM/840/E27	43338	1200	4000	82	15,000	143	42	A	10
20	220-240	B22	FLE20TBX/XM/840/B22	43339	1200	4000	82	15,000	142	42	A	10
20	220-240	E27	FLE20TBX/XM/865/E27	43340	1200	6500	82	15,000	143	42	A	10
20	220-240	B22	FLE20TBX/XM/865/B22	43341	1200	6500	82	15,000	142	42	A	10
23	220-240	E27	FLE23QBX/XM/827/E27	23106	1500	2700	82	15,000	150.5	49.2	A	10
23	220-240	E27	FLE23QBX/XM/840/E27	23107	1500	4000	82	15,000	150.5	49.2	A	10
23	220-240	E27	FLE23QBX/XM/865/E27	23110	1500	6500	82	15,000	150.5	49.2	A	10



### Electronic Stick T3 Mini - 10,000 hours

9	220-240	E14	FLE9TBX/T3/827/E14	88697	405	2700	82	10,000	117	45	A	8
9	220-240	E27	FLE9TBX/T3/827/E27	88695	405	2700	82	10,000	115	45	A	8
9	220-240	B22	FLE9TBX/T3/827/B22	88696	405	2700	82	10,000	114	46	A	8
9	220-240	E14	FLE9TBX/T3/840/E14	88700	405	4000	82	10,000	117	45	A	10
9	220-240	E27	FLE9TBX/T3/840/E27	88698	405	4000	82	10,000	115	45	A	10
9	220-240	B22	FLE9TBX/T3/840/B22	88699	405	4000	82	10,000	114	46	A	10
9	220-240	E14	FLE9TBX/T3/865/E14	88703	405	6500	82	10,000	117	45	A	10
9	220-240	E27	FLE9TBX/T3/865/E27	88701	405	6500	82	10,000	115	45	A	10
9	220-240	B22	FLE9TBX/T3/865/B22	88702	405	6500	82	10,000	114	46	A	10
11	220-240	E14	FLE11TBX/T3/827/E14	88706	640	2700	82	10,000	126	45	A	10
11	220-240	E27	FLE11TBX/T3/827/E27	72689	640	2700	82	10,000	124	45	A	8
11	220-240	B22	FLE11TBX/T3/827/B22	72690	640	2700	82	10,000	123	45	A	8
11	220-240	E14	FLE11TBX/T3/840/E14	88709	580	4000	82	10,000	126	45	A	10
11	220-240	E14	FLE11TBX/T3/865/E14	88712	580	6500	82	10,000	126	45	A	10
11	220-240	E27	FLE11TBX/T3/865/E27	75730	580	6500	82	10,000	124	45	A	8
11	220-240	B22	FLE11TBX/T3/865/B22	75731	580	6500	82	10,000	123	45	A	8



# Compact Fluorescent Lamps Integrated

Wattage (W)	Volts (V)	Cap	Product Description	Product Code	Lumen (lm)	CCT (K)	CRI (Ra)	Life (h)	Length (mm)	Diameter (mm)	EEC	Pack Qty
<b>Electronic Stick T3 Mini - 10,000 hours</b>												
15	220-240	E27	FLE15TBX/T3/827/E27	72688	850	2700	82	10,000	139.5	46	A	8
15	220-240	B22	FLE15TBX/T3/827/B22	88713	850	2700	82	10,000	138.5	45	A	8
15	220-240	E27	FLE15TBX/T3/840/E27	88714	800	4000	82	10,000	139.5	46	A	10
15	220-240	B22	FLE15TBX/T3/840/B22	88715	800	4000	82	10,000	138.5	45	A	10
15	220-240	E27	FLE15TBX/T3/865/E27	88716	800	6500	82	10,000	139.5	46	A	10
15	220-240	B22	FLE15TBX/T3/865/B22	88717	800	6500	82	10,000	138.5	45	A	10
20	220-240	E27	FLE20TBX/T3/827/E27	88718	1152	2700	82	10,000	153	46	A	8
20	220-240	B22	FLE20TBX/T3/827/B22	88719	1152	2700	82	10,000	153	46	A	8
20	220-240	E27	FLE20TBX/T3/840/E27	88720	1152	4000	82	10,000	153	46	A	10
20	220-240	B22	FLE20TBX/T3/840/B22	88721	1152	4000	82	10,000	153	46	A	10
20	220-240	E27	FLE20TBX/T3/865/E27	88722	1152	6500	82	10,000	153	46	A	10
20	220-240	B22	FLE20TBX/T3/865/B22	88723	1152	6500	82	10,000	153	46	A	10
23	220-240	B22	FLE23QBX/T3/827/B22	75039	1380	2700	82	10,000	147	50	A	8
23	220-240	E27	FLE23QBX/T3/827/E27	75268	1380	2700	82	10,000	147	50	A	8
23	220-240	E27	FLE23QBX/T3/840/E27	97000	1380	4000	82	10,000	147	50	A	8
23	220-240	B22	FLE23QBX/T3/840/B22	97001	1380	4000	82	10,000	147	50	A	8
23	220-240	E27	FLE23QBX/T3/865/E27	97006	1380	6500	82	10,000	147	50	A	8
23	220-240	B22	FLE23QBX/T3/865/B22	97007	1380	6500	82	10,000	147	50	A	8



## Electronic Stick T3 Mini Eco - 6,000 hours

9	220-240	E14	FLE9TBX/T3/827/E14	40828	405	2700	82	6,000	117	45	A	10
9	220-240	E27	FLE9TBX/T3/827/E27	82896	405	2700	82	6,000	115	45	A	10
11	220-240	E14	FLE11TBX/T3/827/E14	40831	580	2700	82	6,000	126	45	A	10
11	220-240	E27	FLE11TBX/T3/827/E27	40837	580	2700	82	6,000	124	45	A	10
15	220-240	E27	FLE15TBX/T3/827/E27	26447	872	2700	82	6,000	138	45	A	10
20	220-240	E27	FLE20TBX/T3/827/E27	82911	1152	2700	82	6,000	149	46	A	10
23	220-240	E27	FLE23QBX/T3/827/E27	73210	1400	2700	82	6,000	160	55	A	10



## Electronic Stick T4 Sensor - 6,000 hours

15	220-240	E27	FLE15TBX/827/E27/T4/SENZ	88643	800	2700	82	6,000	148	56	A	8
15	220-240	B22	FLE15TBX/827/B22/T4/SENZ	70884	800	2700	82	6,000	147	56	A	8



## Electronic Spiral T2 - 15,000 hours

8	220-240	E14	FLE8HLX/T2/827/E14	76153	460	2700	80	15,000	100.5	46	A	8
8	220-240	E27	FLE8HLX/T2/827/E27	76154	460	2700	80	15,000	88.5	46	A	8
12	220-240	E14	FLE12HLX/T2/827/E14	76155	700	2700	80	15,000	112.5	53	A	6
12	220-240	E27	FLE12HLX/T2/827/E27	76157	700	2700	80	15,000	100	53	A	6
15	220-240	E27	FLE15HLX/T2/827/E27	76156	950	2700	80	15,000	100	53	A	6
20	220-240	E27	FLE20HLX/T2/827/E27	76158	1200	2700	80	15,000	108	57	A	6
23	220-240	E27	FLE23HLX/T2/827/E27	76159	1450	2700	80	15,000	127	58	A	6



## Electronic Spiral T2 - 8,000 hours

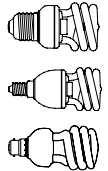
8	220-240	E14	FLE8HLX/T2/827/E14	72711	460	2700	82	8,000	101	46	A	8
8	220-240	E27	FLE8HLX/T2/827/E27	72712	460	2700	82	8,000	102	46	A	8
8	220-240	B22	FLE8HLX/T2/827/B22	72713	460	2700	82	8,000	87.5	46	A	8
8	220-240	E14	FLE8HLX/T2/865/E14	71002	430	6500	82	8,000	101	46	A	10
8	220-240	E27	FLE8HLX/T2/865/E27	71003	430	6500	82	8,000	88.5	46	A	10
12	220-240	E14	FLE12HLX/T2/827/E14	72714	700	2700	82	8,000	102.5	53	A	6
12	220-240	E27	FLE12HLX/T2/827/E27	72715	700	2700	82	8,000	100	53	A	6
12	220-240	B22	FLE12HLX/T2/827/B22	72716	700	2700	82	8,000	99	53	A	6
12	220-240	E14	FLE12HLX/T2/865/E14	71004	660	6500	82	8,000	102.5	53	A	10
12	220-240	E14	FLE12HLX/T2/865/E27	71005	660	6500	82	8,000	102.5	53	A	10



Wattage (W)	Volts (V)	Cap	Product Description	Product Code	Lumen (lm)	CCT (K)	CRI (Ra)	Life (h)	Length (mm)	Diameter (mm)	EEC	Pack Qty
-------------	-----------	-----	---------------------	--------------	------------	---------	----------	----------	-------------	---------------	-----	----------

### Electronic Spiral T2 - 8,000 hours

15	220-240	E27	FLE15HLX/T2/827/E27	72717	950	2700	82	8,000	102	54	A	6
15	220-240	B22	FLE15HLX/T2/827/B22	72718	950	2700	82	8,000	101	54	A	6
15	220-240	E27	FLE15HLX/T2/865/E27	71006	900	6500	82	8,000	102	54	A	10
20	220-240	E27	FLE20HLX/T2/827/E27	88680	1200	2700	82	8,000	118	60	A	6
20	220-240	B22	FLE20HLX/T2/827/B22	88681	1200	2700	82	8,000	118	60	A	6
20	220-240	E27	FLE20HLX/T2/840/E27	88684	1200	4000	82	8,000	118	60	A	10
20	220-240	E27	FLE20HLX/T2/865/E27	88685	1152	6500	82	8,000	118	60	A	10
23	220-240	E27	FLE23HLX/T2/827/E27	88686	1380	2700	82	8,000	140	60	A	6
23	220-240	B22	FLE23HLX/T2/827/B22	88687	1380	2700	82	8,000	140	60	A	6
23	220-240	E27	FLE23HLX/T2/840/E27	88690	1380	4000	82	8,000	140	60	A	10
23	220-240	E27	FLE23HLX/T2/865/E27	88691	1242	6500	82	8,000	140	60	A	10



### Electronic Spiral T3 Dimmable - 10,000 hours

20	220-240	E27	FLE20HLX/T3/827/E27	97030	1152	2700	82	10,000	138	60	A	6
20	220-240	B22	FLE20HLX/T3/827/B22	97031	1152	2700	82	10,000	138	60	A	6



### Electronic Spiral T3 - 6,000 hours

11	220-240	E27	FLE11HLX/T3/827/E27	82926	580	2700	82	6,000	120	48	A	10
11	220-240	B22	FLE11HLX/T3/827/B22	70620	580	2700	82	6,000	120	48	A	10
11	220-240	E27	FLE11HLX/T3/865/E27	43271	580	6500	82	6,000	120	46	A	10
20	220-240	E27	FLE20HLX/T3/827/E27	82941	1152	2700	82	6,000	128	61	A	10
20	220-240	B22	FLE20HLX/T3/827/B22	88123	1152	2700	82	6,000	128	61	A	10
20	220-240	E27	FLE20HLX/T3/865/E27	43270	1152	6500	82	6,000	128	59	A	10



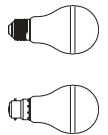
### Electronic Spiral T4 High Power Factor (HPF) - 10,000 hours

32	220-240	E27	FLE32HLX/T4/827/E27/HPF	76152	2100	2700	80	10,000	172	66	A	6
----	---------	-----	-------------------------	-------	------	------	----	--------	-----	----	---	---



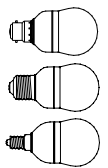
### Electronic Energy Smart™ T2 - 10,000 hours

9	220-240	E27	FLE9AG/T2/830/E27	97034	450	3000	82	10,000	118	60	A	6
9	220-240	B22	FLE9AG/T2/830/B22	97041	450	3000	82	10,000	120	60	A	6
9	220-240	E27	FLE9AG/T2/865/E27	97042	450	6500	82	10,000	118	60	A	6
11	220-240	E27	FLE11AG/T2/830/E27	97044	550	3000	82	10,000	118	60	A	6
11	220-240	B22	FLE11AG/T2/830/B22	97045	550	3000	82	10,000	120	60	A	6
11	220-240	E27	FLE11AG/T2/865/E27	97052	531	6500	82	10,000	118	60	A	6
15	220-240	E27	FLE15AG/T2/830/E27	97053	800	3000	82	10,000	118	60	A	6
15	220-240	B22	FLE15AG/T2/830/B22	97054	800	3000	82	10,000	120	60	A	6
15	220-240	E27	FLE15AG/T2/865/E27	97055	800	6500	82	10,000	118	60	A	6
20	220-240	E27	FLE20AG/T3/830/E27	97056	1152	3000	82	8,000	138	67	A	6
20	220-240	B22	FLE20AG/T3/830/B22	97057	1152	3000	82	8,000	140	67	A	6
20	220-240	E27	FLE20AG/T3/865/E27	97058	1152	6500	82	8,000	138	67	A	6



### Electronic GLS T2 - 6,000 hours

8	220-240	E14	FLE8GLS/T2/827/E14	88178	360	2700	80	6,000	103.5	52.5	A	8
8	220-240	E27	FLE8GLS/T2/827/E27	88180	360	2700	80	6,000	103.5	52.5	A	8
8	220-240	B22	FLE8GLS/T2/827/B22	88179	360	2700	80	6,000	103.5	52.5	A	8
8	220-240	E14	FLE8GLS/T2/840/E14	88151	360	4000	80	6,000	103.5	52.5	A	10
8	220-240	E27	FLE8GLS/T2/840/E27	88152	360	4000	80	6,000	103.5	52.5	A	10
12	220-240	E14	FLE12GLS/T2/827/E14	88177	600	2700	82	6,000	116	57	A	6
12	220-240	E27	FLE12GLS/T2/827/E27	88209	600	2700	82	6,000	116	57	A	6
12	220-240	B22	FLE12GLS/T2/827/B22	88208	600	2700	82	6,000	111	57	A	6
12	220-240	E14	FLE12GLS/T2/840/E14	88149	600	4000	82	6,000	115.5	57	A	10
12	220-240	E27	FLE12GLS/T2/840/E27	88150	600	4000	82	6,000	116	57	A	10
15	220-240	E27	FLE15GLS/T2/827/E27	88176	825	2700	82	6,000	123	62	A	6
15	220-240	B22	FLE15GLS/T2/827/B22	88175	825	2700	82	6,000	123	62	A	6
15	220-240	E27	FLE15GLS/T2/840/E27	88148	825	4000	82	6,000	123	62	A	10
20	220-240	B22	FLE20GLS/T3/827/B22	82150	1152	2700	82	6,000	152	77	A	6
20	220-240	E27	FLE20GLS/T3/827/E27	82151	1152	2700	82	6,000	152	77	A	6

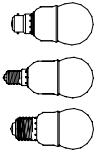


# Compact Fluorescent Lamps Integrated

Wattage (W)	Volts (V)	Cap	Product Description	Product Code	Lumen (lm)	CCT (K)	CRI (Ra)	Life (h)	Length (mm)	Diameter (mm)	EEC	Pack Qty
-------------	-----------	-----	---------------------	--------------	------------	---------	----------	----------	-------------	---------------	-----	----------

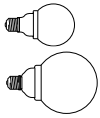
## Electronic Spherical T2 - 6,000 hours

5	220-240	E14	FLE5SPH/T2/827/E14	88839	180	2700	82	6,000	100	46	A	8
5	220-240	E27	FLE5SPH/T2/827/E27	73386	180	2700	82	6,000	103	46	A	10
5	220-240	B22	FLE5SPH/T2/827/B22	88841	180	2700	82	6,000	88	46	A	8
5	220-240	E14	FLE5SPH/T2/840/E14	73387	180	4000	82	6,000	103	46	A	10
5	220-240	E27	FLE5SPH/T2/840/E27	73389	180	4000	82	6,000	103	46	A	10
5	220-240	E27	FLE5SPH/T2/865/E27	73395	162	6500	82	6,000	103	46	A	10
7	220-240	E14	FLE7SPH/T2/827/E14	88842	286	2700	82	6,000	100	46	A	8
7	220-240	B22	FLE7SPH/T2/827/B22	88844	286	2700	82	6,000	88	46	A	8
7	220-240	E27	FLE7SPH/T2/827/E27	73396	286	2700	82	6,000	103	46	A	10
7	220-240	E14	FLE7SPH/T2/840/E14	73402	286	4000	82	6,000	103	46	A	10
7	220-240	E27	FLE7SPH/T2/840/E27	73398	286	4000	82	6,000	103	46	A	10



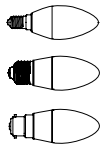
## Electronic Globe T3 - 6,000 hours

15	220-240	E27	FLE15GG/827/E27	96776	800	2700	82	6,000	158	96	A	6
15	220-240	B22	FLE15GG/827/B22	96779	800	2700	82	6,000	157	96	A	6
15	220-240	E27	FLE15GG/840/E27	96778	800	4000	82	6,000	158	96	A	6
20	220-240	E27	FLE20GG/827/E27	96780	1152	2700	82	6,000	173	106	A	6
20	220-240	B22	FLE20GG/827/B22	96784	1152	2700	82	6,000	173	106	A	6
20	220-240	E27	FLE20GG/840/E27	96794	1152	4000	82	6,000	173	106	A	6
23	220-240	E27	FLE23GG/827/E27	96793	1371	2700	82	6,000	178	111	A	6
23	220-240	B22	FLE23GG/827/B22	96791	1371	2700	82	8,000	178	111	A	6
23	220-240	E27	FLE23GG/840/E27	96790	1371	4000	82	6,000	178	111	A	6



## Electronic Candle T2 - 6,000 hours

5	220-240	E14	FLE5CDL/T2/827/E14	75676	180	2700	80	6,000	109	38	A	8
5	220-240	E27	FLE5CDL/T2/827/E27	88852	180	2700	80	6,000	106	38	A	10
5	220-240	B22	FLE5CDL/T2/827/B22	88853	180	2700	80	6,000	103	38	A	10
5	220-240	E14	FLE5CDL/T2/840/E14	73408	180	4000	80	6,000	109	38	A	10
5	220-240	E27	FLE5CDL/T2/840/E27	73410	180	4000	80	6,000	109	38	A	10
5	220-240	E14	FLE5CDL/T2/865/E14	99964	162	6500	80	6,000	109	38	B	10
7	220-240	E14	FLE7CDL/T2/827/E14	75677	286	2700	80	6,000	109	38	A	8
7	220-240	E27	FLE7CDL/T2/827/E27	75311	286	2700	80	6,000	106	38	A	8
7	220-240	B22	FLE7CDL/T2/827/B22	88856	286	2700	80	6,000	103	38	A	10
7	220-240	E14	FLE7CDL/T2/840/E14	73451	286	4000	80	6,000	109	38	A	10
7	220-240	E27	FLE7CDL/T2/840/E27	73453	286	4000	80	6,000	109	38	A	10
7	220-240	E14	FLE7CDL/T2/865/E14	73584	286	6500	80	6,000	109	38	B	10



## Electronic Candle T3 - 6,000 hours

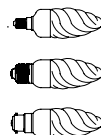
9	220-240	E14	FLE9CDL/827/E14	82147	405	2700	82	6,000	140	52	A	6
9	220-240	E27	FLE9CDL/827/E27	70893	405	2700	82	6,000	139	52	A	10
9	220-240	B22	FLE9CDL/827/B22	82145	405	2700	82	6,000	138	52	A	6



Wattage (W)	Volts (V)	Cap	Product Description	Product Code	Lumen (lm)	CCT (K)	CRI (Ra)	Life (h)	Length (mm)	Diameter (mm)	EEC	Pack Qty
-------------	-----------	-----	---------------------	--------------	------------	---------	----------	----------	-------------	---------------	-----	----------

### Electronic Twisted Candle T2 - 6,000 hours

5	220-240	E14	FLE5TWSTCDL/OP/827/E14	72704	177	2700	82	6,000	114	42	A	10
5	220-240	E14	FLE5TWSTCDL/AMBER/E14	72706	177	-	82	6,000	114	42	A	10
7	220-240	E14	FLE7TWSTCDL/OP/827/E14	75312	286	2700	82	6,000	130	42	A	6
7	220-240	E27	FLE7TWSTCDL/OP/827/E27	73377	286	2700	82	6,000	130	42	A	10
7	220-240	B22	FLE7TWSTCDL/OP/827/B22	73375	286	2700	82	6,000	130	42	A	6
7	220-240	E14	FLE7TWSTCDL/AMBER/E14	72707	286	-	82	6,000	130	42	A	10
9	220-240	E14	FLE9TWSTCDL/OP/827/E14	73370	405	2700	82	6,000	139	52	A	10
9	220-240	E27	FLE9TWSTCDL/OP/827/E27	73369	405	2700	82	6,000	139	52	A	10
9	220-240	B22	FLE9TWSTCDL/OP/827/B22	73368	405	2700	82	6,000	138	52	A	10



### Electronic Bent Tip Candle T2 - 6,000 hours

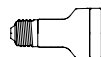
7	220-240	E14	FLE7BTCDL/OP/827/E14	88162	286	2700	82	6,000	158	42	A	10
---	---------	-----	----------------------	-------	-----	------	----	-------	-----	----	---	----



Wattage (W)	Volts (V)	Cap	Product Description	Product Code	CCT (K)	CRI (Ra)	Life (h)	Length (mm)	Diameter (mm)	Pack Qty
-------------	-----------	-----	---------------------	--------------	---------	----------	----------	-------------	---------------	----------

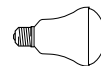
### Electronic Reflector T2 - 6,000 hours

7	220-240	E14	FLE7R50/T2/827/E14	88845	2700	80	6,000	91	50	10
7	220-240	E27	FLE7R50/T2/827/E27	88846	2700	80	6,000	91	50	10
7	220-240	B22	FLE7R50/T2/827/B22	88847	2700	80	6,000	91	50	10
7	220-240	E14	FLE7R50/T2/840/E14	73403	4000	80	6,000	91	50	10
11	220-240	E14	FLE11R63/T2/827/E14	88848	2700	80	6,000	105	63	10
11	220-240	E27	FLE11R63/T2/827/E27	88849	2700	80	6,000	105	63	10
11	220-240	B22	FLE11R63/T2/827/B22	88850	2700	80	6,000	105	63	10
11	220-240	E14	FLE11R63/T2/840/E14	73405	4000	80	6,000	105	63	10



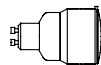
### Electronic Reflector Genura R80 - 15,000 hours

23	220-240	E27	EFL23W/827/R80/E27	82174	2700	82	15,000	132	82	6
23	220-240	E27	EFL23W/830/R80/E27	92246	3000	82	15,000	132	82	6



### Electronic GU10 T2 - 6,000 hours

7	220-240	GU10	FLE7GU10/T2/827	73454	2700	80	6,000	86.5	50	8
7	220-240	GU10	FLE7GU10/T2/840	73380	4000	80	6,000	86.5	50	10
9	220-240	GU10	FLE9GU10/T2/827	88858	2700	80	6,000	86.5	50	10
9	220-240	GU10	FLE9GU10/T2/840	73379	4000	80	6,000	86.5	50	10



Wattage (W)	Volts (V)	Cap	Product Description	Product Code	Lumen (lm)	CCT (K)	CRI (Ra)	Life (h)	Diameter (mm)	EEC	Pack Qty
-------------	-----------	-----	---------------------	--------------	------------	---------	----------	----------	---------------	-----	----------

### Electronic Circlite T5 - 6,000 hours

22	220-240	E27	FLE22/CLITE/T5/827/E27	73767	1800	2700	80	6,000	230	A	6
22	220-240	E27	FLE22/CLITE/T5/865/E27	73768	1700	6500	80	6,000	230	A	6

