

# SLBt



## Product information

Introducing GE's latest LED road and street fixture, the SLBt, which makes the advantages of outdoor LED lighting available for everyone, even those on tight budgets. Designed to replace 35-100W HID and 24-36W CFL fixtures, the SLBt is a great LED solution for minor roads, residential streets and other public spaces where modest levels of illumination are required.

## Application areas

- Street & residential road lighting
- Pedestrian street
- Car parking

## Driver features

- Electronic, dimmable (0-10V or DALI) driver: 12-56W.
- Electronic, dimmable (0-10V or DALI) driver with autonomous dimming: 21-72W.

## Structures and materials

**Housing material:** die-cast aluminium body, stainless steel screws and brackets  
**Optic material:** coated polycarbonate  
**Optical cover:** polycarbonate  
**Colour:** RAL7035

## Performance\*

**Rated luminous flux range:** from 1000 to 7770 lm at 4000K.  
**Rated luminaire efficacy:** Up to 110lm/W at 4000K.  
**Photometric code:** 730/559, 740/559  
**Rated median useful life and the associated rated LM factor for Generation 1 L90(10K):** > 64,000 hours  
**Rated median useful life and the associated rated LM factor L80(10K):** > 60,000 hours (Eco range)  
**Rated median useful life and the associated rated LM factor for Generation 2 L90(6K):** >36,000 hours  
**Projected median useful life and the associated rated LM factor for Generation 2 L90 (6K):** >90,000 hours

**Rated abrupt failure value:** 12,2 %  
**Lumen maintenance code:** 9  
**ECO range Lumen maintenance code:** 8  
**Rated ambient temperature ( $t_a$ ) related to performance for a luminaire:** 25°C

\*Definitions and tolerances according to IEC62722-2-1:2014

## Installation and maintenance

### Mounting options:

- Side mount  $\varnothing$ 42mm-60mm
- Post top  $\varnothing$ 48mm-76mm

Coupler can be adjusted to 0° and 5°.

With additional coupler -5° tilt angle also available.

**Weight:** 4.5 kg

**Recommended mounting height:** 4-12 m

Only two hand-tools required for installing the fixture. Ambient temperature from -30°C to +35°C. Storage temperature up to 85°C.

## Optics

### Available photometric distributions:

- Narrow Asymmetric – medium (B)
- Asymmetric – short (C),
- Asymmetric – medium (E)
- Narrow Asymmetric – short (N)
- Asymmetric Forward – very short (D)
- Narrow Asymmetric w/ backlight – short (P)
- Narrow Asymmetric – medium (R)
- Narrow Asymmetric – medium (S)
- Asymmetric - Short (T)
- Forward Asymmetric – medium (F)

**Rated colour rendering index\*:** >70 at 4000K

**Rated correlated colour temperatures\*:** 3000K, 4000K

**S/P rating for Generation 1:** 3000K: 1.33, 4000K: 1.56

**S/P rating for Generation 2:** 3000K: 1.24, 4000K: 1.47

**ULOR:** 0

**Rated initial chromaticity co-ordinate values for Generation 1\*:**

- CIE(x=0.44, y=0.403) 5SDCM
- CIE(x= 0.38, y= 0.38) 5SDCM

**Rated initial chromaticity co-ordinate values for Generation 2\*:**

- CIE(x=0.43, y=0.403) 5SDCM
- CIE(x= 0.38, y= 0.38) 5SDCM



## Electrical

Input voltage and frequency: 220-240V, 50-60Hz

Class I: standard

Class II: on request

Surge protection: 4kV/2kA

Rated input power: 12W to 72W

## Other options available

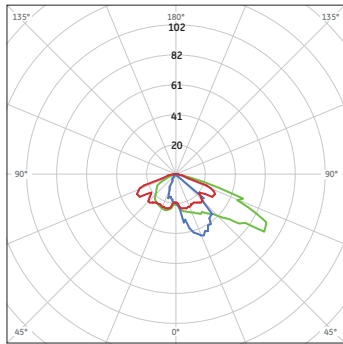
Precabing, extra surge protection up to 10kV/5kA, daylight sensor.

Extended ambient temperature: -40°C - +35°C is available.

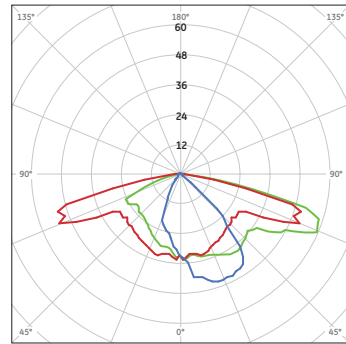
## Standards and regulations

CE, ENEC, Directive 2004/108/EC, 2006/95/EC, 2009/125/EC, 1194/2012/EU, 2011/65/EC, EN 60598, EN 62471, EN 55015, EN 61000, EN 62493, EN 61547.

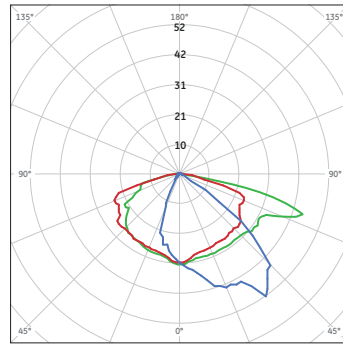
## Typical photometrical features



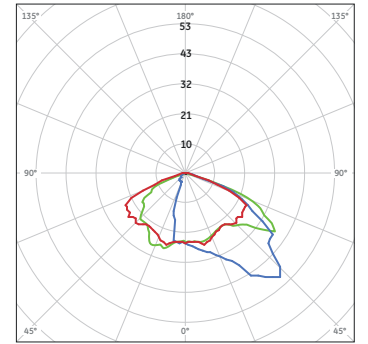
Narrow Asymmetric - short (N)



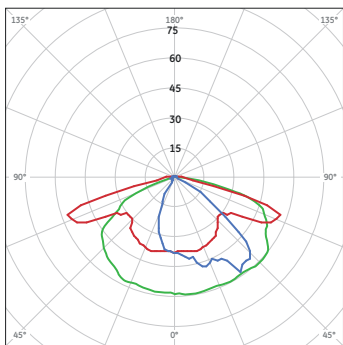
Narrow Asymmetric - medium (B)



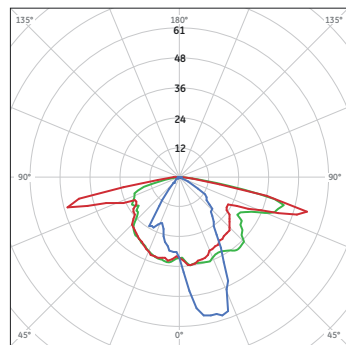
Asymmetric - short (C)



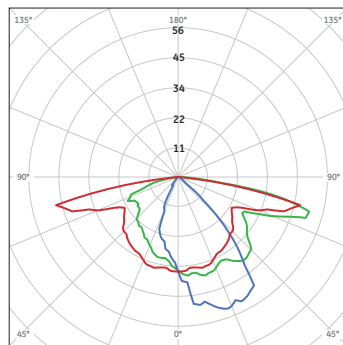
Asymmetric Forward - very short (D)



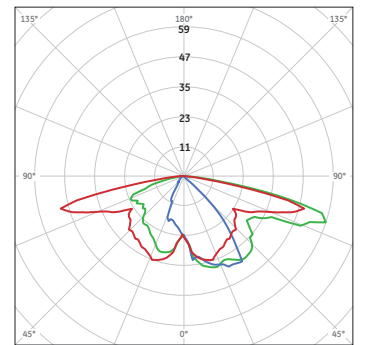
Asymmetric - medium (E)



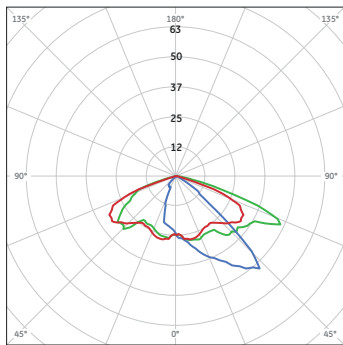
Narrow Asymmetric with backlight - short (P)



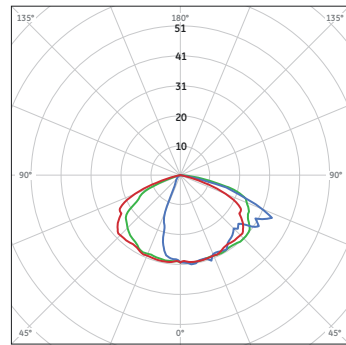
Narrow Asymmetric - medium (R)



Narrow Asymmetric - medium (S)



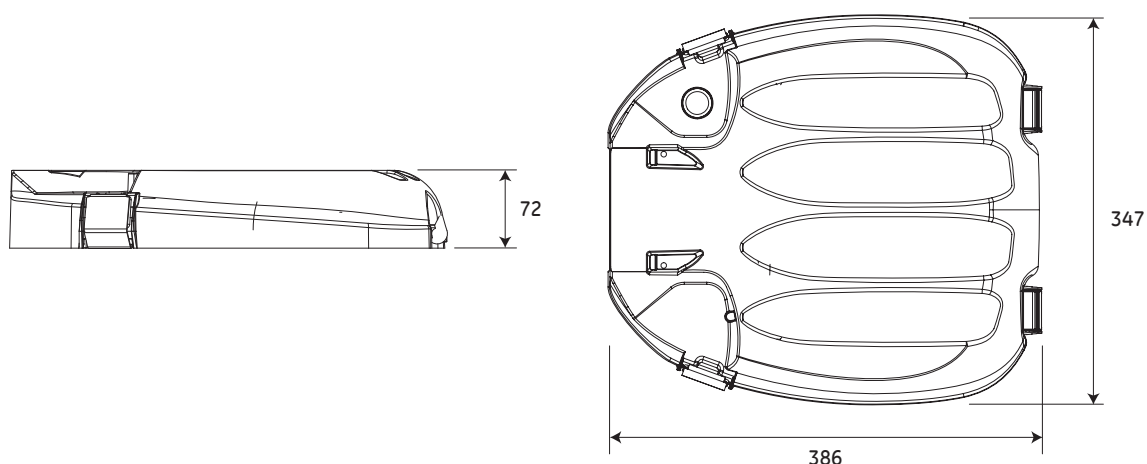
Asymmetric - short (T)



Forward Asymmetric - medium (F)

Additional photometric files available on request or on the website.

## Dimensions [mm]



## Order logic

| Name | Gen. | Front glass    | Optics | Power [W] | CCT [K]                  | Control   | Accessories  | IEC protection classes | Precabling                                | Mounting   | Color            |
|------|------|----------------|--------|-----------|--------------------------|---|--|------------------------|---|--|------------------|
| SLBt | 2    | F - flat glass | B      | 12        | 30 - 3000K<br>40 - 4000K | N - no control<br>D - DALI<br>A - 1-10V<br>Y -<br>Clock Dimming | ST - standard type<br>M3 - Micicell 35lux*<br>M5 - Micicell 55lux*<br>M7 - Micicell 70lux*<br>SP - extra surge protection<br>F - fuse* | C1<br>C2               | N - without precabling<br>P - pre cabling | P76 -<br>post top, 76mm<br>S60 - side mounted<br>42-60mm & post top<br>48-60mm | R7035<br>XXXXX** |
|      |      |                | C      | 15        |                          |   |  |                        |   |  |                  |
|      |      |                | D      | 20        |                          |   |  |                        |   |  |                  |
|      |      |                | E      | 21        |                          |   |  |                        |   |  |                  |
|      |      |                | F      | 30        |                          |   |  |                        |   |  |                  |
|      |      |                | N      | 42        |                          |   |  |                        |   |  |                  |
|      |      |                | P      | 43        |                          |   |  |                        |   |  |                  |
|      |      |                | R      | 56        |                          |   |  |                        |   |  |                  |
|      |      |                | S      | 72        |                          |   |  |                        |   |  |                  |
|      |      |                | T      | 72        |                          |   |  |                        |   |  |                  |

\*Micicell and Fuse is not available together with C2 IEC protection class

\*\*R7035 is a standard colour, for other colours please use 5 characters

Example: SLBT/2/F/B/56/40/D/ST/C2/N/S60/R7035

## Order logic - ECO range

| Name | Gen. | Front glass    | Optics | Power [W] | CCT [K]                  | Control        | Accessories  | IEC protection classes | Precabling                                | Mounting   | Color            |
|------|------|----------------|--------|-----------|--------------------------|----------------|--|------------------------|---|--|------------------|
| SLBt | 1E   | F - flat glass | B      | 15        | 30 - 3000K<br>40 - 4000K | N - no control | ST - standard type<br>M3 - Micicell 35lux*<br>M5 - Micicell 55lux*<br>M7 - Micicell 70lux*<br>SP - extra surge protection<br>F - fuse* | C1                     | N - without precabling<br>P - pre cabling | P76 -<br>post top, 76mm<br>S60 - side mounted<br>42-60mm & post top<br>48-60mm | R7035<br>XXXXX** |
|      |      |                | C      | 18        |                          |                |  |                        |   |  |                  |
|      |      |                | D      | 23        |                          |                |  |                        |   |  |                  |
|      |      |                | E      | 28        |                          |                |  |                        |   |  |                  |
|      |      |                | F      | 35        |                          |                |  |                        |   |  |                  |
|      |      |                | N      | 43        |                          |                |  |                        |   |  |                  |
|      |      |                | P      | 52        |                          |                |  |                        |   |  |                  |
|      |      |                | R      | 52        |                          |                |  |                        |   |  |                  |
|      |      |                | S      | 52        |                          |                |  |                        |   |  |                  |
|      |      |                | T      | 52        |                          |                |  |                        |   |  |                  |

\*Micicell and Fuse is not available together with C2 IEC protection class

\*\*R7035 is a standard colour, for other colours please use 5 characters

Example: SLBT/1E/F/B/52/40/N/ST/C1/N/S60/R7035